VAN DORN®

TOGGLE CLAMP
110-RS-5/6/8F

MACHINE	A	B	B_1
110-RS-5F	69½	—	6¼
110-RS-6F	69½	—	—
110-RS-8F	82	½	22½

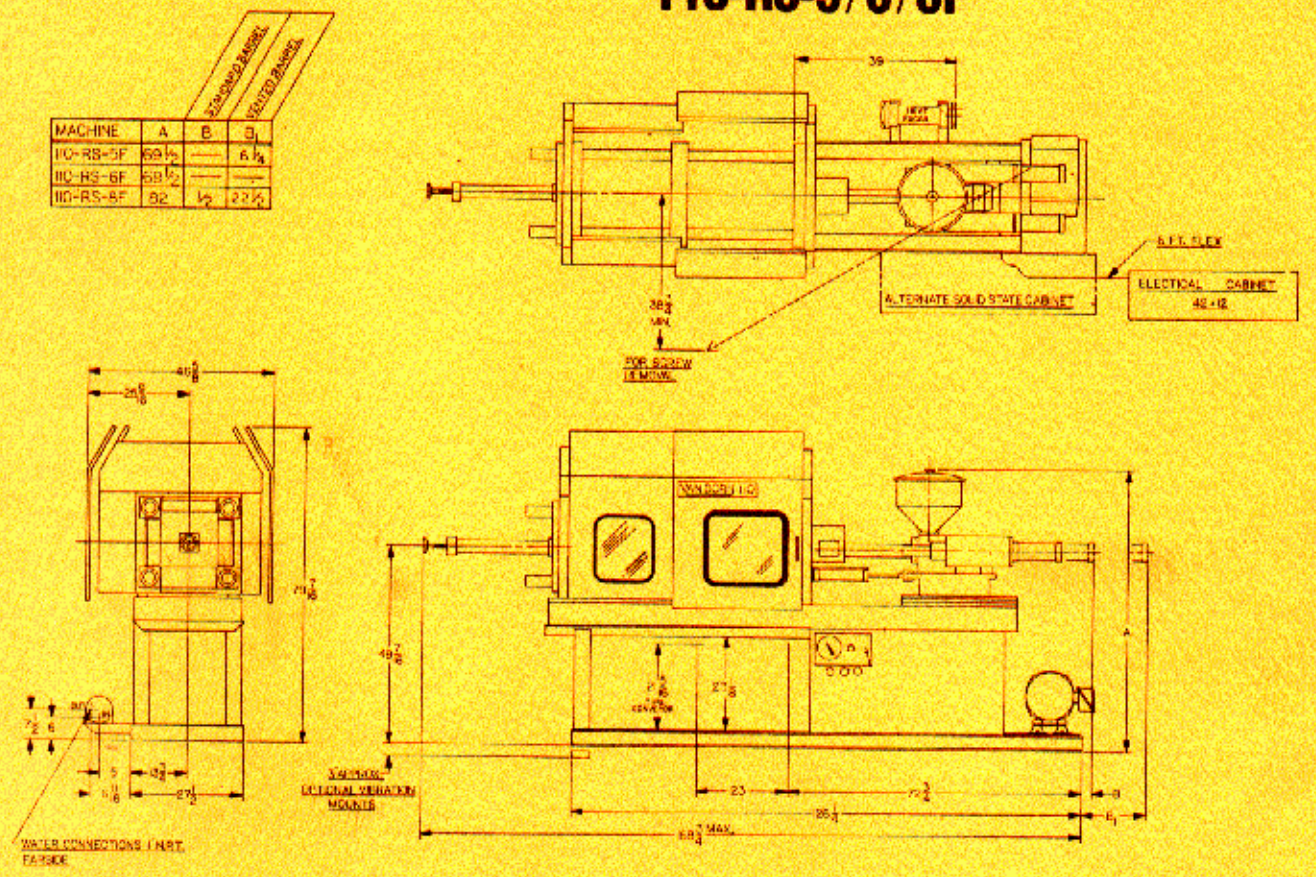

Injection Unit	110 RS 5F	110 RS 6F	110 RS 8F
Inject Capacity—Calculated (cu. in.)	9.2	11.4	14.9
Inject Capacity—G.P. Polystyrene (Oz.)*	5	6	8
Recovery Rate—G.P. PS (oz./sec.)†	.55	.68	.85
Injection Pressure—Max. (p.s.i.)	19,000	19,000	21,200
Inject Rate—at 10,000 p.s.i. (cu. in./sec.)	8.30	8.40	12.0
Inject Stroke (in.)	6.19	6.50	7.63
Screw Diameter (in.)	1.38	1.50	1.57
Barrel L/D Ratio	20:1	20:1	20:1
Screw Speed Range (R.P.M.)	30-310††	30-310††	30-365††
Back Press. Adjust (screw rotating—p.s.i.)	75-300	75-300	75-300

General Specifications			
Pump Motor—Hydraulic System (HP)	15	15	20
System Pressure (p.s.i.)	2000	2000	2000
Total Heating Wattage (KW)	7.8	7.8	8.0
Number of Heat Control Zones	3	3	4
Comb. Pump Capacity (G.P.M. @ 100 p.s.i.)	22	22	35
Oil Capacity (Gal.)	70	70	70
Hopper Capacity (Lb.)	40	40	85
Machine Weight (Lb. approx.)	8500	8600	8800
Machine Dimensions—Length (ft.)	14.2	14.3	14.7
—Width (ft.)	3.9	3.9	3.9
—Height (ft.)	6.7	6.7	7.0

Clamping Unit	5F 6F	8F
Clamp Force (tons)	110	110
Clamp Stroke—Adjustable (in.)	6-12	6-12
Open Daylight—Max. (in.)	27	27
Mold Thickness—Min./Max. (in.)	6-15	6-15
Platen Size—Standard-HxV (in.)	26.00 x 24.50	26.00 x 24.50
Dist. Between Rods-Std. HxV (in.)	17 x 14.8	17 x 14.8
Tie Rod Diameter (in.)	2.62	2.62
Clamp Speed: Closing (in./sec.)	26	41
Opening (in./sec.)	36	58
Ejector Force (tons)	4.7	4.7
Ejector Stroke (in.)	3.0	3.0

*Dependent upon mold, material and conditions.

†Average value based on S.P.I. test procedures.

††Higher torque motor available with lower R.P.M. and recovery rate.

Since continuous improvement is Van Dorn's policy, we reserve the right to change specifications, designs and performance data without prior notice or obligation.

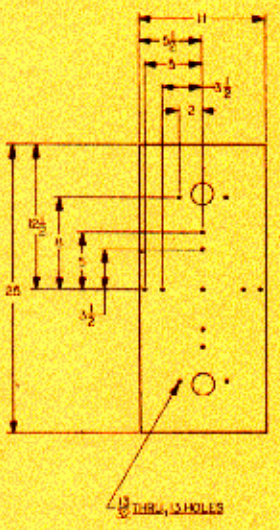

HYD. K.O. PLATE

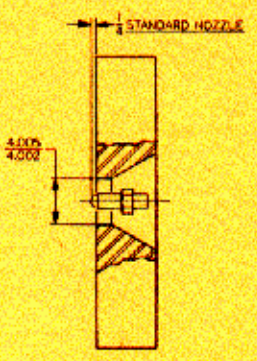

STATIONARY PLATEN

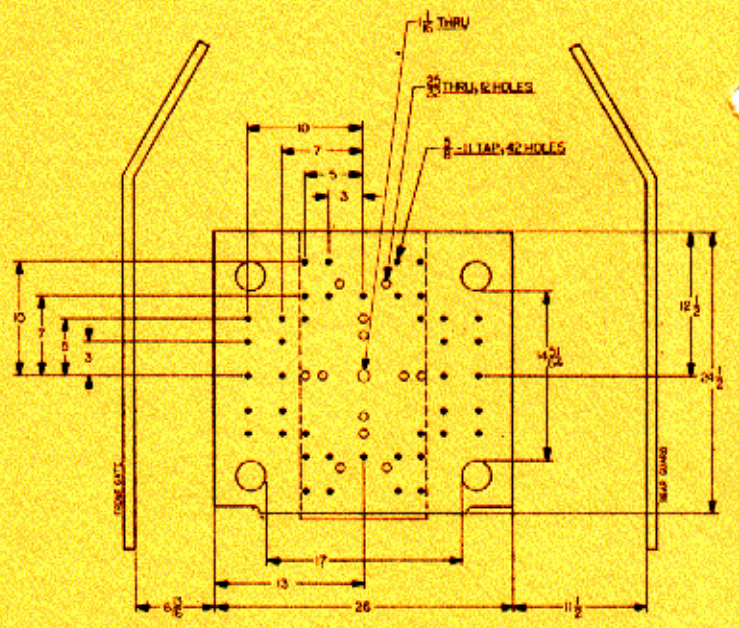

MOVABLE PLATEN

110-RS-5/6/8F

Van Dorn's fluid drive, or F-Series, toggle clamp machines feature hydraulically driven screws that generate high-quality homogeneous melts at high rates. Stable screw speeds and precise, infinitely variable back pressure control are features contributing to outstanding molding output.

Add faster set-ups, improved molding speeds and minimal maintenance and you have the injection molding capability molders identify with the name, Van Dorn.

STANDARD FEATURES

• Large part removal clearance • Purge guard with interlock Pivoting injection unit • Integral-base drip pan • Full-floating hardened toggle pins • Automatic oil lubrication.

VAN DORN®

Committed to the future of plastics

VAN DORN PLASTIC MACHINERY CO., / ***A Division of Van Dorn Company***

11792 Alameda Dr. • Strongsville, Ohio 44136 • Write: P.O. Box 8849 • Strongsville, Ohio 44136 • Telephone: (216) 238-8960

Effective October 1, 1980 • Litho in U.S.A.